


# Sentinel® Enteral Feeding Pump Quick Reference

Refer to Operating Manual for detailed instructions

See also Programming Directions on the pump

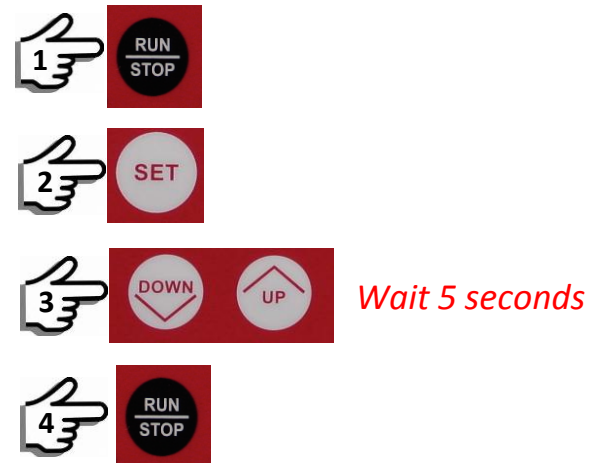
## Set Infusion Rate

(Left Display)



## Set Dose Limit

(Right Display)



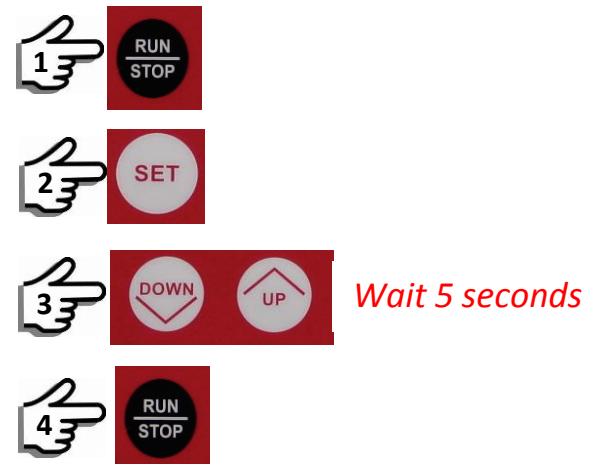
## Adjust Infusion Rate

(Left Display)



## Adjust Dose Limit

(Right Display)



## Check Dose Limit

(Right Display)



## Check Accumulated Volume

Delivered (Right Display)



# Sentinel® Enteral Feeding Pump Quick Reference

Refer to Operating Manual for detailed instructions

See also Programming Directions on the pump

## Reset Volume Delivered (current dose) to Zero



*Hold for 3 beeps*



## Reset Volume Delivered (current dose) & Dose Limit to Zero & Infusion Rate to 5



*Hold for 7 beeps*



## Reset Accumulated Volume Delivered to Zero



*Hold for 3 beeps  
Wait 5 seconds*



## Alarms & Indicators

### OCC/EMP

- Pathway occluded
- Container empty
- Drip chamber improperly installed, or
- Pump inactive for over 2½ minutes

### DOSE COMP

- Dose limit has been reached.  
(4 beeps, flashing indicator,  
2 ½ minute repeats)

### FLO FAST

- Tubing not on rotor, or
- Drop sensor blocked over 6 seconds.  
(Loud 3 tone beep)

### LOW BAT

- Low battery. Plug into AC outlet

## Reset Alarms



Correct alarm condition

